

Before Your Pick-Up

Earliest pick-up: 15:00 (3 PM)

To make your trip as smooth as possible, please read through this before arrival:

Before Arrival


- Please send us a **photo/copy of your passport** before pick-up
→ easiest way is via WhatsApp
 - We will send you **pick-up instructions, keybox code, and location** after we receive it
-

Be Prepared

- Download all **charging apps** before you arrive
 - Add your **credit card in advance** so everything works smoothly on the road
-


Self Pick-Up

- This is a **self pick-up system**
- All instructions will be sent on WhatsApp
- You'll receive:
 - keybox code
 - camper location

 We cannot send this before we receive your passport copy

Luggage Drop-Off

- If you want to leave luggage at our office, **let us know in advance**
- The office is not always staffed and may be locked

 Please note:

- The office is for **staff only**
 - Not for waiting, drying clothes, or hanging out
-

What's Included

- Bedding, duvets, and pillows
- 1 small + 1 large towel per guest

If you added a gas bottle:

- basic cooking setup
- some cleaning supplies

Cooling Box


- Comes with cooling elements
- When they are no longer cold, you can buy new ones at supermarkets

 Important:

- The cooling box does **NOT run on electricity**
- The fan does **NOT provide heat** only offer fresh air in

Power & Solar

- The camper has solar panels, but power depends on weather

 Please note:

- **We do not guarantee power**
- No refunds for lack of power or charging issues

We recommend bringing your own **power bank**

Important rules:

- Only charge **phones or max 1 laptop at a time**
- Only use our **USB / 12V adapters**
- Do NOT use your own adapters (can drain battery faster)

Weather & Use

- Do not leave **wet towels or wet items in the bed**

In heavy rain:

- Avoid cooking with drawers pulled out
- There is no rain cover

Many campsites offer indoor spaces — use those on rainy days

✓ Our campers are designed for:
comfortable sleeping — not indoor living spaces

Driving & Parking

Please drive calmly and enjoy the trip — no need to rush.

Only park in **marked and legal parking areas**. Rules in Lofoten are strict, and fines can be high (often several thousand NOK).

Even if you see other cars parked somewhere, it does **not** mean it's allowed. Many of those cars end up getting fined.

If a parking area is full:

- choose another hike
- or come back later

Most popular parking spots are **full from early morning and throughout the day**, so planning ahead really helps.

Camping in Lofoten

- Wild camping with campervans is **not allowed in most places**
- Plan your nights at **approved campsites**

Final Note

We will always try to help if something comes up, but we are not always available on WhatsApp.

We strongly recommend preparing your trip in advance so you can travel independently and stress-free.

If you run out of battery and need roadside assistance, this is **your responsibility** and must be paid on the spot (typically 4,000–5,000 NOK).

Enjoy your trip — Lofoten is an amazing place 